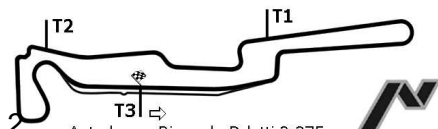


Autodromo Riccardo Paletti 2.375m.

## ANALISI DEI TEMPI PROVE LIBERE MATTINO 2



Autodromo Riccardo Paletti 2.375m.

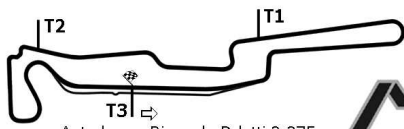
GIRO VEL SETT.1 SETT.2 FINISH TEMPO

GIRO VEL SETT.1 SETT.2 FINISH TEMPO

### 3 AGOSTINI Riccardo

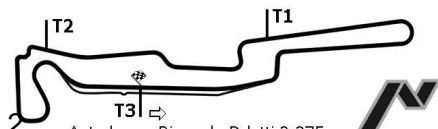
PREMA FORMULA ABAR

1)					<b>1'33.855</b> B
2)	11'27.364				<b>12'22.210</b>
3)	37.516				<b>1'27.418</b>
4)	35.733	20.493	37.424		<b>1'33.650</b> B
5)	8'16.809	22.402	30.148		<b>9'09.359</b>
6)	39.195	21.982	29.492		<b>1'30.669</b>
7)	36.459	20.920	28.378		<b>1'25.757</b>
8)	35.994				<b>1'35.562</b>
9)	35.605				<b>1'33.933</b> B
10)	4'40.405				<b>5'31.150</b>
11)	36.704				<b>1'26.735</b>
12)	38.476	21.436	29.336		<b>1'29.248</b>
13)	36.343	40.909	28.736		<b>1'45.988</b>
14)	41.005				<b>1'41.208</b> B
15)	4'16.400				<b>5'06.939</b>
16)	36.235	20.824	28.298		<b>1'25.357</b>
17)	35.489				<b>1'23.560</b>
18)	35.467				<b>1'24.172</b>
19)	38.879				<b>1'27.366</b>
20)	35.728				<b>1'24.153</b>
21)	35.951	21.257	32.217		<b>1'29.425</b> B



Autodromo Riccardo Paletti 2.375m.

## ANALISI DEI TEMPI PROVE LIBERE MATTINO 2



Autodromo Riccardo Paletti 2.375m.

GIRO VEL SETT.1 SETT.2 FINISH TEMPO

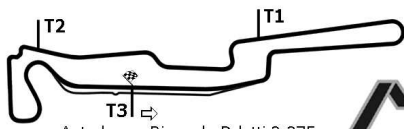
GIRO VEL SETT.1 SETT.2 FINISH TEMPO

### 5 LIBERATI Edoardo

PREMA

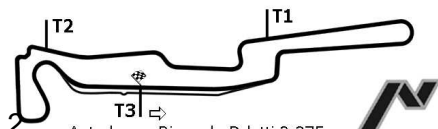
FORMULA 3

1)	1'25.406	20.044	27.452	<b>1'21.645</b>
2)	34.332	19.892	27.241	<b>1'21.465</b>
3)	37.254	21.720	36.856	<b>1'35.830</b> B
4)	5'05.024	20.507	29.061	<b>5'54.592</b>
5)	35.226	20.380	27.492	<b>1'23.098</b>
6)	33.950	20.315	28.409	<b>1'22.674</b>
7)	35.034	19.696	26.231	<b>1'20.961</b>
8)	33.333	20.157	26.703	<b>1'20.193</b>
9)	32.945	19.205	27.163	<b>1'19.313</b>
10)	33.648	19.645	31.833	<b>1'25.126</b> B
11)	7'08.711	19.972	26.910	<b>7'55.593</b>
12)	34.781	19.381	26.309	<b>1'20.471</b>
13)	34.576	20.077	26.291	<b>1'20.944</b>
14)	34.661	19.614	26.895	<b>1'21.170</b>
15)	34.211	4'41.571	1'08.258	<b>6'24.040</b> B



Autodromo Riccardo Paletti 2.375m.

## ANALISI DEI TEMPI PROVE LIBERE MATTINO 2



Autodromo Riccardo Paletti 2.375m.

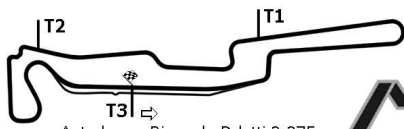
GIRO VEL SETT.1 SETT.2 FINISH TEMPO

GIRO VEL SETT.1 SETT.2 FINISH TEMPO

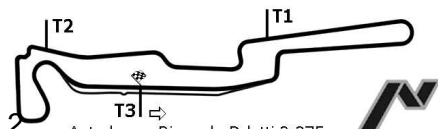
### 7 CUNILL Jordie

PREMA FORMULA ABAR

1)	1'46.419	20.314	27.754	<b>1'22.965</b>
2)	35.767	20.690	32.665	<b>1'29.122</b> B
3)	9'10.160	20.596	28.341	<b>9'59.097</b>
4)	35.379	20.367	27.802	<b>1'23.548</b>
5)	34.559	20.005	58.569	<b>1'53.133</b>
6)	35.033	22.080	5'48.751	<b>6'45.864</b> B



## ANALISI DEI TEMPI PROVE LIBERE MATTINO 2



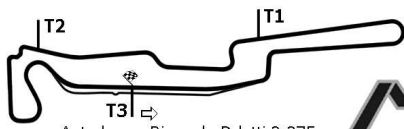
GIRO VEL SETT.1 SETT.2 FINISH TEMPO

GIRO VEL SETT.1 SETT.2 FINISH TEMPO

### 12 DAVENIA MATTEO

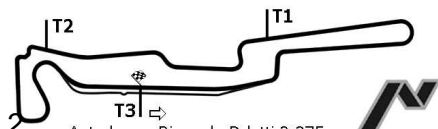
CRAM COMPETI FORMULA ABAR

1)	2'31.808				<b>1'28.839</b>
2)	40.451				<b>1'35.737</b> B
3)	4'08.472				<b>4'59.232</b>
4)	37.542	21.041	28.706		<b>1'27.289</b>
5)	35.824				<b>1'24.820</b>
6)	43.215				<b>1'38.376</b>
7)	35.728	20.338	28.565		<b>1'24.631</b>
8)	36.040	20.377	33.482		<b>1'29.899</b> B
9)	9'24.678	22.283	29.639		<b>10'16.600</b>
10)	37.502	21.068	29.502		<b>1'28.072</b>
11)	37.393				<b>1'32.928</b> B
12)	11'07.761	25.148	31.018		<b>12'03.927</b>
13)	40.570				<b>1'32.742</b>
14)	37.895				<b>1'33.757</b> B
15)	9'50.660				<b>10'45.133</b>
16)	37.821	21.248	28.928		<b>1'27.997</b>
17)	41.096				<b>1'31.321</b>
18)	39.881				<b>1'35.478</b> B



Autodromo Riccardo Paletti 2.375m.

## ANALISI DEI TEMPI PROVE LIBERE MATTINO 2



Autodromo Riccardo Paletti 2.375m.

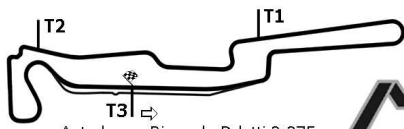
GIRO VEL SETT.1 SETT.2 FINISH TEMPO

GIRO VEL SETT.1 SETT.2 FINISH TEMPO

### 16 MATTEO Beretta

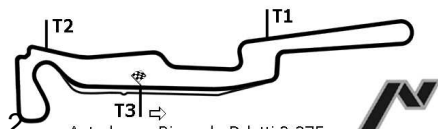
TP FORMULA FORMULA ABAR

1)	10'35.562				<b>1'39.725</b>
2)	40.621				<b>1'33.824</b>
3)	38.572				<b>1'29.638</b>
4)	37.011				<b>1'28.437</b>
5)	36.336				<b>1'26.324</b>
6)	37.989				<b>1'29.394</b>
7)	37.728				<b>1'37.113 B</b>
8)	5'44.170				<b>6'35.556</b>
9)	38.061				<b>1'27.903</b>
10)	36.309				<b>1'30.363</b>
11)	36.643				<b>1'26.407</b>
12)	36.342				<b>1'27.109</b>
13)	36.871				<b>1'34.079 B</b>
14)	4'30.708				<b>5'22.721</b>
15)	37.461				<b>1'28.212</b>
16)	39.394				<b>1'30.376</b>
17)	38.227	24.443	5'32.230		<b>6'34.900 B</b>



Autodromo Riccardo Paletti 2.375m.

## ANALISI DEI TEMPI PROVE LIBERE MATTINO 2



Autodromo Riccardo Paletti 2.375m.

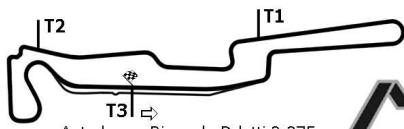
GIRO VEL SETT.1 SETT.2 FINISH TEMPO

GIRO VEL SETT.1 SETT.2 FINISH TEMPO

### 18 MARCELLAN Cristiano

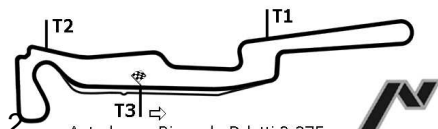
EUROPA CORSE FORMULA ABAR

1)	2'38.469	20.788	28.748	<b>1'26.088</b>
2)	37.567	21.512	34.281	<b>1'33.360</b> B
3)	3'39.927	20.588	28.420	<b>4'28.935</b>
4)	36.745	20.653	28.481	<b>1'25.879</b>
5)	35.779	20.748	31.222	<b>1'27.749</b>
6)	35.802	21.068	29.467	<b>1'26.337</b>
7)	42.595	21.746	28.538	<b>1'32.879</b>
8)	35.480	20.030	47.011	<b>1'42.521</b> B
9)	12'48.986	23.343	28.843	<b>13'41.172</b>
10)	35.996	20.766	28.130	<b>1'24.892</b>
11)	36.543	20.789	34.128	<b>1'31.460</b> B
12)	7'08.764	21.999	30.026	<b>8'00.789</b>
13)	36.726	21.047	28.287	<b>1'26.060</b>
14)	37.205	21.453	32.074	<b>1'30.732</b>
15)	42.199	22.536	34.030	<b>1'38.765</b> B



Autodromo Riccardo Paletti 2.375m.

## ANALISI DEI TEMPI PROVE LIBERE MATTINO 2



Autodromo Riccardo Paletti 2.375m.

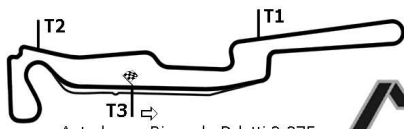
GIRO VEL SETT.1 SETT.2 FINISH TEMPO

GIRO VEL SETT.1 SETT.2 FINISH TEMPO

### 19 GUERIN Victor

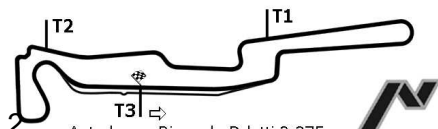
JD MOTORSPOR FORMULA ABAR

1)	1'23.562	20.063	27.864	<b>1'22.563</b>
2)	34.706	20.324	27.175	<b>1'22.205</b>
3)	36.612	21.371	35.853	<b>1'33.836</b> B
4)	3'35.612	20.352	27.443	<b>4'23.407</b>
5)	35.251	20.265	27.176	<b>1'22.692</b>
6)	34.936	20.033	27.858	<b>1'22.827</b>
7)	35.058	19.798	27.057	<b>1'21.913</b>
8)	34.575	20.161	28.605	<b>1'23.341</b>
9)	34.651	19.899	26.693	<b>1'21.243</b>
10)	35.303	19.656	27.137	<b>1'22.096</b>
11)	34.226	19.853	29.617	<b>1'23.696</b> B
12)	9'31.998	20.430	28.374	<b>10'20.802</b>
13)	35.173	20.115	27.269	<b>1'22.557</b>
14)	35.287	20.117	27.442	<b>1'22.846</b>
15)	35.791	20.690	33.285	<b>1'29.766</b> B
16)	5'04.605	20.731	28.820	<b>5'54.156</b>
17)	36.736	21.120	28.366	<b>1'26.222</b>
18)	35.966	21.326	28.124	<b>1'25.416</b>
19)	35.941			<b>1'24.724</b>
20)	35.240	20.464	28.118	<b>1'23.822</b>
21)	35.399	20.365	38.603	<b>1'34.367</b> B



Autodromo Riccardo Paletti 2.375m.

## ANALISI DEI TEMPI PROVE LIBERE MATTINO 2



Autodromo Riccardo Paletti 2.375m.

GIRO VEL SETT.1 SETT.2 FINISH TEMPO

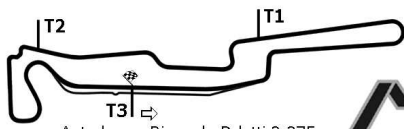
GIRO VEL SETT.1 SETT.2 FINISH TEMPO

**21 KROHM**

ERREPI FORMULA 3

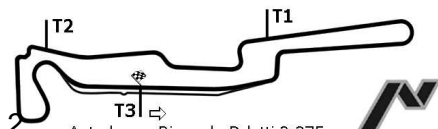
1)	3'53.859	22.816	35.227	<b>1'37.050</b>	B
2)	3'34.326	21.400	29.934	<b>4'25.660</b>	
3)	36.842	21.163	28.654	<b>1'26.659</b>	
4)	36.595	21.148	28.678	<b>1'26.421</b>	
5)	36.204	21.110	28.298	<b>1'25.612</b>	
6)	35.967	20.475	28.833	<b>1'25.275</b>	
7)	36.487	20.287	28.218	<b>1'24.992</b>	
8)	35.499	19.970	27.507	<b>1'22.976</b>	
9)	35.042	20.832	32.813	<b>1'28.687</b>	B
10)				<b>8'13.290</b>	
11)	35.298	20.075	27.749	<b>1'23.122</b>	
12)	34.415	20.475	29.511	<b>1'24.401</b>	
13)	49.699	20.123	27.946	<b>1'37.768</b>	
14)	36.367	20.440	33.438	<b>1'30.245</b>	B
15)	8'18.770	21.621	29.604	<b>9'09.995</b>	
16)	36.228	21.735	33.702	<b>1'31.665</b>	B





Autodromo Riccardo Paletti 2.375m.

## ANALISI DEI TEMPI PROVE LIBERE MATTINO 2



Autodromo Riccardo Paletti 2.375m.

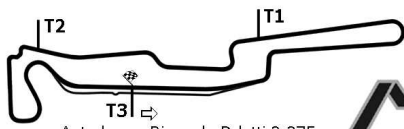
GIRO VEL SETT.1 SETT.2 FINISH TEMPO

GIRO VEL SETT.1 SETT.2 FINISH TEMPO

### 22 FUOCO Leonardo

FORMULA RENA

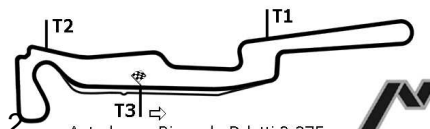
1)	2'19.502	23.055	33.885	<b>1'33.859</b>
2)	41.316	21.746	35.679	<b>1'38.741</b> B
3)	3'57.358	24.557	31.055	<b>4'52.970</b>
4)	37.244	21.467	29.544	<b>1'28.255</b>
5)	37.183	21.140	29.291	<b>1'27.614</b>
6)	36.633	21.266	29.271	<b>1'27.170</b>
7)	36.745	20.957	29.077	<b>1'26.779</b>
8)	37.082	21.965	29.919	<b>1'28.966</b>
9)	36.434	20.990	28.613	<b>1'26.037</b>
10)	36.312	22.756	34.618	<b>1'33.686</b> B
11)	11'56.249	25.196	30.778	<b>12'52.223</b>
12)	36.967	22.265	35.304	<b>1'34.536</b> B
13)	4'18.543	23.045	29.855	<b>5'11.443</b>
14)	37.344	21.408	29.736	<b>1'28.488</b>
15)	37.082	22.576	30.402	<b>1'30.060</b>
16)	37.155	21.573	28.849	<b>1'27.577</b>
17)	36.278	22.026	34.025	<b>1'32.329</b> B
18)	6'18.385	21.850	30.812	<b>7'11.047</b>
19)	36.219	21.291	29.070	<b>1'26.580</b>
20)	50.268	21.567	28.986	<b>1'40.821</b>
21)	36.516	21.299	28.796	<b>1'26.611</b>
22)	36.069	21.508	34.557	<b>1'32.134</b> B



Autodromo Riccardo Paletti 2.375m.



**ANALISI DEI TEMPI PROVE LIBERE MATTINO 2**



Autodromo Riccardo Paletti 2.375m.



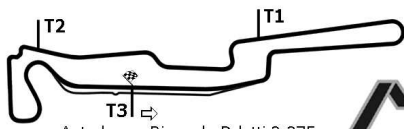
GIRO VEL SETT.1 SETT.2 FINISH TEMPO

GIRO VEL SETT.1 SETT.2 FINISH TEMPO

**24 CHEEVER Eddie**

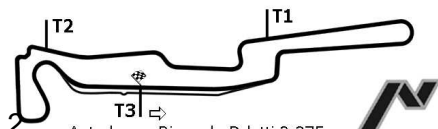
JENZER MOTOR FORMULA ABAR

1)	2'12.493	20.746	27.854	<b>1'24.488</b>
2)	34.893	21.184	32.543	<b>1'28.620</b> B
3)	7'45.918	21.496	28.764	<b>8'36.178</b>
4)	36.242	20.626	27.873	<b>1'24.741</b>
5)	35.014	20.358	27.646	<b>1'23.018</b>
6)	35.166	20.470	28.879	<b>1'24.515</b>
7)	35.532	20.537	27.916	<b>1'23.985</b>
8)	34.510	20.930	33.129	<b>1'28.569</b> B
9)	6'03.515	21.890	28.672	<b>6'54.077</b>
10)	35.049	20.693	28.216	<b>1'23.958</b>
11)	35.196	20.461	27.738	<b>1'23.395</b>
12)	36.579	20.685	27.936	<b>1'25.200</b>
13)	37.394	20.562	28.233	<b>1'26.189</b>
14)	34.970	20.891	32.217	<b>1'28.078</b> B
15)	5'12.057	21.390	32.423	<b>6'05.870</b>
16)	37.336	23.764	28.197	<b>1'29.297</b>
17)	36.967	20.810	27.893	<b>1'25.670</b>
18)	36.193	21.377	29.032	<b>1'26.602</b>
19)	36.535	21.219	31.734	<b>1'29.488</b> B
20)	6'41.259	21.722	29.618	<b>7'32.599</b>
21)	36.999	21.070	28.492	<b>1'26.561</b>
22)	35.266	20.970	28.074	<b>1'24.310</b>
23)	34.469	20.379	27.097	<b>1'21.945</b>
24)	34.267	20.527	27.565	<b>1'22.359</b>
25)	34.944	20.400	30.513	<b>1'25.857</b> B



Autodromo Riccardo Paletti 2.375m.

## ANALISI DEI TEMPI PROVE LIBERE MATTINO 2



Autodromo Riccardo Paletti 2.375m.

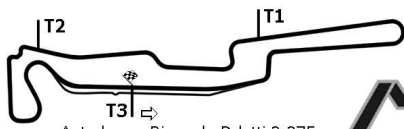
GIRO VEL SETT.1 SETT.2 FINISH TEMPO

GIRO VEL SETT.1 SETT.2 FINISH TEMPO

### 26 GREHAGEN Maus

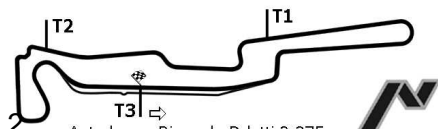
JENZER MOTOR FORMULA ABAR

1)	14'35.360	20.864	28.049	<b>1'25.646</b>
2)	35.285	20.470	27.880	<b>1'23.635</b>
3)	34.858	20.485	27.799	<b>1'23.142</b>
4)	35.337	19.913	35.390	<b>1'30.640</b> B
5)	6'49.398	20.558	27.171	<b>7'37.127</b>
6)	35.260	19.977	27.400	<b>1'22.637</b>
7)	36.967	20.612	28.357	<b>1'25.936</b>
8)	34.853	20.208	27.550	<b>1'22.611</b>
9)	34.993	20.809	27.247	<b>1'23.049</b>
10)	34.696	28.033	29.987	<b>1'32.716</b> B
11)	4'55.083	21.307	28.496	<b>5'44.886</b>
12)	37.256	22.927	28.225	<b>1'28.408</b>
13)	35.720	20.673	26.752	<b>1'23.145</b>
14)	35.351	21.268	27.042	<b>1'23.661</b>
15)	35.161	20.200	31.572	<b>1'26.933</b> B
16)	4'48.714	20.664	26.967	<b>5'36.345</b>
17)	35.396	20.241	27.188	<b>1'22.825</b>
18)	34.949	19.791	27.099	<b>1'21.839</b>
19)	35.217	19.923	27.053	<b>1'22.193</b>
20)	35.054	19.867	26.746	<b>1'21.667</b>
21)	34.482	20.293	27.167	<b>1'21.942</b>



Autodromo Riccardo Paletti 2.375m.

## ANALISI DEI TEMPI PROVE LIBERE MATTINO 2



Autodromo Riccardo Paletti 2.375m.

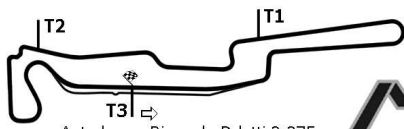
GIRO VEL SETT.1 SETT.2 FINISH TEMPO

GIRO VEL SETT.1 SETT.2 FINISH TEMPO

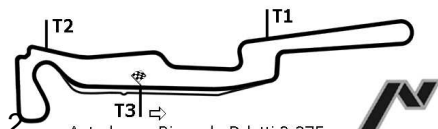
### 27 CALDARELLI Andrea

PREMA FORMULA 3

1)	3'28.660	19.753	31.440	<b>1'25.494</b> B
2)	3'49.575	19.720	27.016	<b>4'36.311</b>
3)	34.133	19.231	26.204	<b>1'19.568</b>
4)	33.554	19.003	25.872	<b>1'18.429</b>
5)	34.975	19.405	25.787	<b>1'20.167</b>
6)	33.042	18.620	25.487	<b>1'17.149</b>
7)	33.156	19.009	53.411	<b>1'45.576</b>
8)	48.821	18.899	26.873	<b>1'34.593</b>
9)	33.817	19.084	28.522	<b>1'21.423</b>
10)	34.192	20.816	36.518	<b>1'31.526</b> B
11)	6'40.849	22.812	29.476	<b>7'33.137</b>
12)	33.778	19.223	27.170	<b>1'20.171</b>
13)	33.525	19.075	26.628	<b>1'19.228</b>
14)	33.340	19.562	33.012	<b>1'25.914</b>
15)	36.261	20.332	32.693	<b>1'29.286</b> B



## ANALISI DEI TEMPI PROVE LIBERE MATTINO 2



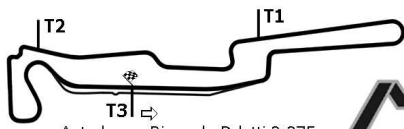
GIRO VEL SETT.1 SETT.2 FINISH TEMPO

GIRO VEL SETT.1 SETT.2 FINISH TEMPO

### 28 AMBERG Zoel

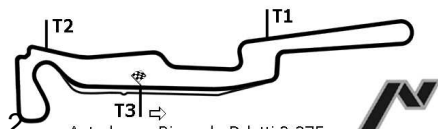
JENZER MOTOR FORMULA ABAR

1)	27'40.380	21.041	28.782	<b>1'26.358</b>
2)	36.534	22.281	28.148	<b>1'26.963</b>
3)	36.794	20.769	27.896	<b>1'25.459</b>
4)	38.098	20.658	28.357	<b>1'27.113</b>
5)	36.029	21.159	33.571	<b>1'30.759</b> B
6)	4'14.170	20.993	28.724	<b>5'03.887</b>
7)	35.950	21.369	28.600	<b>1'25.919</b>
8)	36.362	20.918	28.708	<b>1'25.988</b>
9)	36.207	20.401	27.976	<b>1'24.584</b>
10)	35.385	20.807	29.220	<b>1'25.412</b>
11)	36.074			<b>1'31.048</b> B
12)	3'49.143	21.254	28.495	<b>4'38.892</b>
13)	35.308	20.154	27.859	<b>1'23.321</b>
14)	35.017	21.210	27.713	<b>1'23.940</b>
15)	34.990	20.606	28.084	<b>1'23.680</b>
16)	34.996	20.479	27.682	<b>1'23.157</b>



Autodromo Riccardo Paletti 2.375m.

## ANALISI DEI TEMPI PROVE LIBERE MATTINO 2



Autodromo Riccardo Paletti 2.375m.

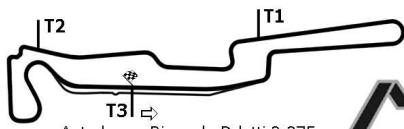
GIRO VEL SETT.1 SETT.2 FINISH TEMPO

GIRO VEL SETT.1 SETT.2 FINISH TEMPO

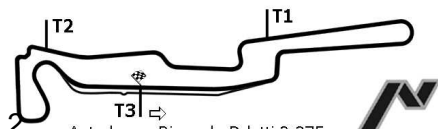
### 31 AMARASCA Mario

PKF FORMULA ABAR

1)	2'25.112	20.901	28.969	<b>1'25.921</b>
2)	35.529	20.462	33.273	<b>1'29.264</b> B
3)	5'54.598	21.093	28.908	<b>6'44.599</b>
4)	38.844	21.467	27.947	<b>1'28.258</b>
5)	35.494	20.658	27.402	<b>1'23.554</b>
6)	36.078	20.944	28.008	<b>1'25.030</b>
7)	35.833	20.252	28.218	<b>1'24.303</b>
8)	35.867	20.243	4'48.920	<b>5'45.030</b> B
9)	7'30.060	20.676	28.287	<b>8'19.023</b>
10)	36.857	21.668	28.676	<b>1'27.201</b>
11)	36.004	21.024	32.134	<b>1'29.162</b> B
12)	9'43.024	22.459	38.752	<b>10'44.235</b>
13)	39.258	21.764	32.889	<b>1'33.911</b> B



## ANALISI DEI TEMPI PROVE LIBERE MATTINO 2



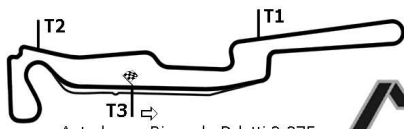
GIRO VEL SETT.1 SETT.2 FINISH TEMPO

GIRO VEL SETT.1 SETT.2 FINISH TEMPO

### 39 MOSCATO Marco

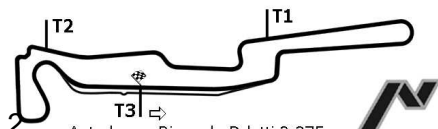
LINE RAGE FORMULA ABAR

1)	10'02.723	21.100	29.449	<b>1'28.223</b>
2)	37.331	21.641	29.236	<b>1'28.208</b>
3)	36.968	21.373	29.477	<b>1'27.818</b>
4)	36.352	22.088	28.276	<b>1'26.716</b>
5)	36.780	20.507	28.456	<b>1'25.743</b>
6)	36.372	20.437	28.487	<b>1'25.296</b>
7)	11'31.501	21.359	29.345	<b>12'22.205</b>
8)	37.591	20.669	29.572	<b>1'27.832</b>
9)	6'45.150	21.848	29.803	<b>7'36.801</b>
10)	37.460	20.860	28.598	<b>1'26.918</b>
11)	37.147	20.841	28.899	<b>1'26.887</b>
12)	37.416	20.934	28.495	<b>1'26.845</b>
13)	39.840	21.453	29.130	<b>1'30.423</b>
14)	8'48.353	23.176	29.137	<b>9'40.666</b>
15)	36.726	32.773	30.451	<b>1'39.950</b>
16)	36.870	21.269	29.948	<b>1'28.087</b>
17)	37.189	20.757	28.422	<b>1'26.368</b>



Autodromo Riccardo Paletti 2.375m.

## ANALISI DEI TEMPI PROVE LIBERE MATTINO 2



Autodromo Riccardo Paletti 2.375m.

GIRO VEL SETT.1 SETT.2 FINISH TEMPO

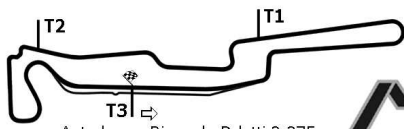
GIRO VEL SETT.1 SETT.2 FINISH TEMPO

### 43 MERLILLO Mirco

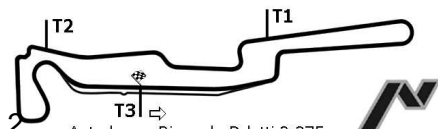
ARM COMPETIT FORMULA ABAR

1)	2'59.863	58.252	39.576	<b>2'18.704</b>	B
2)	4'57.252	26.008	36.176	<b>5'59.436</b>	
3)	43.420	25.048	32.685	<b>1'41.153</b>	
4)	40.390	24.143	31.595	<b>1'36.128</b>	
5)	43.125	23.910	32.241	<b>1'39.276</b>	
6)	38.988	23.056	30.790	<b>1'32.834</b>	
7)	39.798	23.510	33.815	<b>1'37.123</b>	
8)	39.562	23.372	36.029	<b>1'38.963</b>	B
9)	7'09.851	23.830	32.674	<b>8'06.355</b>	
10)	40.723	41.286	32.276	<b>1'54.285</b>	
11)	39.283	22.535	31.059	<b>1'32.877</b>	
12)	40.623	23.280	37.601	<b>1'41.504</b>	B
13)	5'31.363	24.814	32.282	<b>6'28.459</b>	
14)	41.243	23.783	33.029	<b>1'38.055</b>	
15)	41.584	23.127	42.633	<b>1'47.344</b>	
16)	39.571	23.729	31.287	<b>1'34.587</b>	
17)	39.427	23.243	36.940	<b>1'39.610</b>	B
18)	4'27.956	23.027	31.905	<b>5'22.888</b>	
19)	38.552	23.231	30.649	<b>1'32.432</b>	
20)	38.773	22.595	30.608	<b>1'31.976</b>	
21)	37.920	22.089	30.139	<b>1'30.148</b>	
22)	37.906	21.929	30.291	<b>1'30.126</b>	
23)	37.370	23.102	30.876	<b>1'31.348</b>	





**ANALISI DEI TEMPI PROVE LIBERE MATTINO 2**



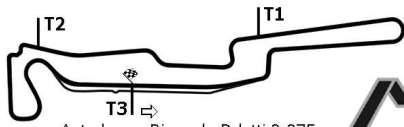
GIRO VEL SETT.1 SETT.2 FINISH TEMPO

GIRO VEL SETT.1 SETT.2 FINISH TEMPO

**44 COLOMBO**

ERREPI FORMULA ABAR

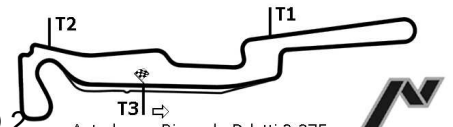
1)	2'14.930	20.862	4'56.833	<b>5'53.611</b>	B
2)				<b>9'36.855</b>	
3)	25'02.997			<b>25'57.804</b>	
4)	37.998			<b>1'28.419</b>	
5)	36.607	21.059	32.922	<b>1'30.588</b>	B
6)	4'26.054			<b>5'15.749</b>	
7)	36.562			<b>1'25.324</b>	
8)	35.967			<b>1'28.655</b>	
9)	36.176			<b>1'25.387</b>	
10)	37.569			<b>1'26.138</b>	
11)	35.383			<b>1'23.756</b>	
12)	37.150	20.730	28.199	<b>1'26.079</b>	



Autodromo Riccardo Paletti 2.375m.



## ANALISI DEI TEMPI PROVE LIBERE MATTINO 2



Autodromo Riccardo Paletti 2.375m.



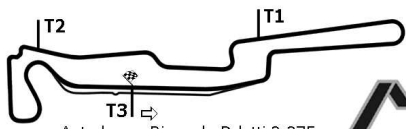
GIRO VEL SETT.1 SETT.2 FINISH TEMPO

GIRO VEL SETT.1 SETT.2 FINISH TEMPO

### 53 MARCIELLO Raffaele

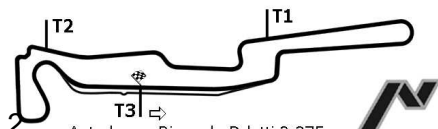
JD MOTORSPOR FORMULA ABAR

1)	8'38.086	20.491	27.615	<b>7'39.385</b>
2)	35.206	19.824	27.165	<b>1'22.195</b>
3)	34.595	20.063	27.800	<b>1'22.458</b>
4)	35.786	19.818	26.991	<b>1'22.595</b>
5)	33.929	19.608	27.001	<b>1'20.538</b>
6)	33.971	19.497	26.723	<b>1'20.191</b>
7)	33.876	19.383	26.595	<b>1'19.854</b>
8)	34.034	19.454	27.594	<b>1'21.082</b>
9)	34.239	20.889	35.884	<b>1'31.012</b> B
10)	9'40.743	20.374	27.277	<b>10'28.394</b>
11)	37.001	20.222	27.296	<b>1'24.519</b>
12)	34.616	20.304	32.748	<b>1'27.668</b> B
13)	4'37.411	20.426	27.741	<b>5'25.578</b>
14)	35.290	21.314	32.041	<b>1'28.645</b> B



Autodromo Riccardo Paletti 2.375m.

## ANALISI DEI TEMPI PROVE LIBERE MATTINO 2



Autodromo Riccardo Paletti 2.375m.

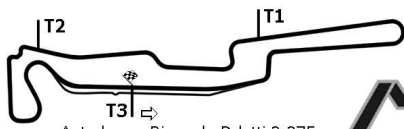
GIRO VEL SETT.1 SETT.2 FINISH TEMPO

GIRO VEL SETT.1 SETT.2 FINISH TEMPO

**54 CARLO**

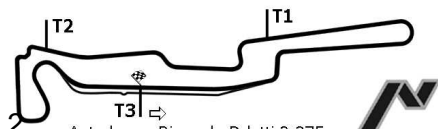
FORMULA RENA

1)	4'08.317				<b>1'48.951</b> B
2)	4'22.152	26.359	32.214		<b>5'20.725</b>
3)	39.903	23.678	32.948		<b>1'36.529</b>
4)	5'40.608	24.549	33.236		<b>6'38.393</b>
5)	43.357	22.281	37.516		<b>1'43.154</b> B



Autodromo Riccardo Paletti 2.375m.

## ANALISI DEI TEMPI PROVE LIBERE MATTINO 2



Autodromo Riccardo Paletti 2.375m.

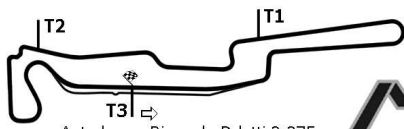
GIRO VEL SETT.1 SETT.2 FINISH TEMPO

GIRO VEL SETT.1 SETT.2 FINISH TEMPO

### 81 PAGANI Gilles

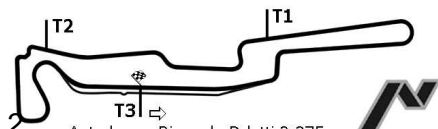
ALAN RACING FORMULA ABAR

1)	3'02.930				<b>1'35.506</b> B
2)	7'14.377				<b>8'02.600</b>
3)	35.150	20.294	27.589		<b>1'23.033</b>
4)	34.994				<b>1'34.871</b>
5)	1'59.729				<b>2'48.165</b>
6)	35.529				<b>1'30.980</b> B
7)	6'46.382				<b>7'35.862</b>
8)	35.832				<b>1'24.795</b>
9)	36.288				<b>1'57.968</b>
10)	37.794				<b>1'26.916</b>
11)	36.484				<b>1'26.472</b>
12)	38.091				<b>1'36.462</b> B
13)	3'48.861				<b>4'39.764</b>
14)	36.651	20.877	28.307		<b>1'25.835</b>
15)	36.312				<b>1'25.840</b>
16)	36.523	20.728	28.659		<b>1'25.910</b>
17)	36.410				<b>1'26.020</b>
18)	37.422				<b>1'37.523</b> B



Autodromo Riccardo Paletti 2.375m.

## ANALISI DEI TEMPI PROVE LIBERE MATTINO 2



Autodromo Riccardo Paletti 2.375m.

GIRO VEL SETT.1 SETT.2 FINISH TEMPO

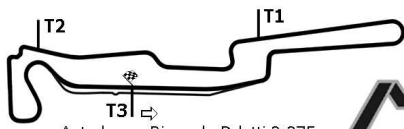
GIRO VEL SETT.1 SETT.2 FINISH TEMPO

### 87 CONCORRENTE 1

DIEGI

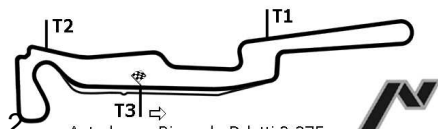
FORMULA ABAR

1)	9'46.449	21.536	30.050	<b>6'29.436</b>
2)	40.056	21.533	29.614	<b>1'31.203</b>
3)	39.392	20.712	28.614	<b>1'28.718</b>
4)	40.731	20.327	28.646	<b>1'29.704</b>
5)	36.467	21.427	29.259	<b>1'27.153</b>
6)	36.003	20.206	28.255	<b>1'24.464</b>
7)	36.073	20.517	39.293	<b>1'35.883</b> B
8)	7'34.937	21.427	28.945	<b>8'25.309</b>
9)	36.162	20.556	29.213	<b>1'25.931</b>
10)	36.282	20.380	28.083	<b>1'24.745</b>
11)	37.423	21.314	28.861	<b>1'27.598</b>
12)	36.800	21.383	34.530	<b>1'32.713</b> B
13)	6'04.095	21.724	29.367	<b>6'55.186</b>
14)	36.324	20.252	28.513	<b>1'25.089</b>
15)	36.019	20.596	28.268	<b>1'24.883</b>
16)	36.601	21.120	28.064	<b>1'25.785</b>
17)	36.417	21.097	34.594	<b>1'32.108</b> B



Autodromo Riccardo Paletti 2.375m.

**ANALISI DEI TEMPI PROVE LIBERE MATTINO 2**



Autodromo Riccardo Paletti 2.375m.

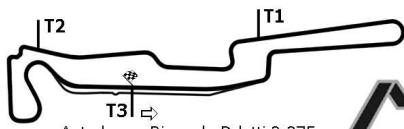
GIRO VEL SETT.1 SETT.2 FINISH TEMPO

GIRO VEL SETT.1 SETT.2 FINISH TEMPO

**121 GILARDONI Kevin**

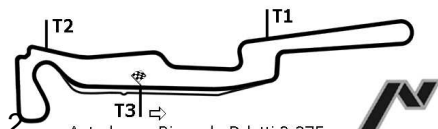
CRAM COMPETI FORMULA ABAR

1)	17'31.704	20.856	27.608	<b>1'23.597</b>
2)	34.658	20.027	32.878	<b>1'27.563</b> B
3)	9'59.781	21.449	30.403	<b>10'51.633</b>
4)	36.247	20.872	28.492	<b>1'25.611</b>
5)	46.543	26.213	36.788	<b>1'49.544</b> B
6)	4'36.048	21.108	29.149	<b>5'26.305</b>
7)	36.649	20.755	28.957	<b>1'26.361</b>
8)	41.775	21.864	32.302	<b>1'35.941</b> B



Autodromo Riccardo Paletti 2.375m.

## ANALISI DEI TEMPI PROVE LIBERE MATTINO 2



Autodromo Riccardo Paletti 2.375m.

GIRO VEL SETT.1 SETT.2 FINISH TEMPO

GIRO VEL SETT.1 SETT.2 FINISH TEMPO

### 144 PALMERI Eugenio

LINE RAGE FORMULA 3

1)	10'14.370	20.903	28.713	<b>1'26.347</b>
2)	35.400	22.481	28.005	<b>1'25.886</b>
3)	35.604	20.108	28.807	<b>1'24.519</b>
4)	34.931	19.591	27.403	<b>1'21.925</b>
5)	35.123	19.173	26.867	<b>1'21.163</b>
6)	34.546	20.488	27.054	<b>1'22.088</b>
7)	34.452	20.430	39.162	<b>1'34.044</b> B
8)	7'22.718	23.830	31.336	<b>8'17.884</b>
9)	37.256	20.372	30.421	<b>1'28.049</b>
10)	35.742	20.474	27.159	<b>1'23.375</b>
11)	35.044	20.136	27.476	<b>1'22.656</b>
12)	39.124	20.655	29.072	<b>1'28.851</b>
13)	42.793	23.133	37.920	<b>1'43.846</b> B
14)	4'01.289	20.990	28.209	<b>4'50.488</b>
15)	36.848	20.544	28.289	<b>1'25.681</b>
16)	35.890	20.246	27.757	<b>1'23.893</b>
17)	35.821	20.182	27.562	<b>1'23.565</b>
18)	35.023	20.070	34.558	<b>1'29.651</b> B
19)	8'16.387	28.906	36.590	<b>9'21.883</b> B

IL DSC: Rapi Andrea